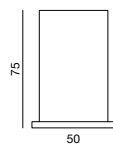


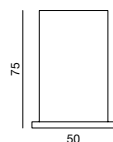
directo a red - main voltage

TRIDONIC



| CODIGO | LM | °K | APERTURA | CRI | W |
|-------------|-----|------|-----------|-----|-------|
| TR070024927 | 710 | 2700 | 24 | 90 | 9,5 W |
| TR070036927 | 710 | 2700 | 36 | 90 | 9,5 W |
| TR070024930 | 760 | 3000 | 24 | 90 | 9,5 W |
| TR070036930 | 760 | 3000 | 36 | 90 | 9,5 W |
| TR070024940 | 810 | 4000 | 24 | 90 | 9,5 W |
| TR070036940 | 810 | 4000 | 36 | 90 | 9,5 W |
| CODE | LM | °K | BEAM ANG. | CRI | W |

MEGAMAN

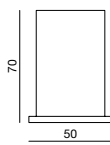


| CODIGO | LM | TC | APERTURA | CRI | POTENCIA |
|-------------|-----|------|-----------|-----|----------|
| MG050024828 | 500 | 2800 | 24 | 80 | 8,0 W |
| MG050036828 | 500 | 2800 | 36 | 80 | 8,0 W |
| MG050024840 | 500 | 4000 | 24 | 80 | 8,0 W |
| MG050036840 | 500 | 4000 | 36 | 80 | 8,0 W |
| MG090024828 | 900 | 2800 | 24 | 80 | 10,5 W |
| MG090036828 | 900 | 2800 | 36 | 80 | 10,5 W |
| MG090024840 | 900 | 4000 | 24 | 80 | 10,5 W |
| MG090036840 | 900 | 4000 | 36 | 80 | 10,5 W |
| CODE | LM | °K | BEAM ANG. | CRI | W |



bajo voltaje - low voltage (driver no incl. - driver not incl.)

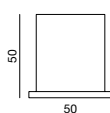
TRIDONIC



| CODIGO | LM | °K | APERTURA | CRI | W | V | A |
|-------------|------|------|-----------|-----|--------|-------|-------|
| TR120024927 | 1140 | 2700 | 24 | 90 | 12,2 W | 32,4V | 350mA |
| TR120036927 | 1140 | 2700 | 36 | 90 | 12,2 W | 32,4V | 350mA |
| TR120024930 | 1170 | 3000 | 24 | 90 | 12,2 W | 32,4V | 350mA |
| TR120036930 | 1170 | 3000 | 36 | 90 | 12,2 W | 32,4V | 350mA |
| TR120024940 | 1270 | 4000 | 24 | 90 | 12,2 W | 32,4V | 350mA |
| TR120036940 | 1270 | 4000 | 36 | 90 | 12,2 W | 32,4V | 350mA |
| CODE | LM | °K | BEAM ANG. | CRI | W | V | A |

driver compatible 9973020PH-350

OSRAM



| CODIGO | LM | °K | APERTURA | CRI | W | V | A |
|-------------|------|------|-----------|-----|--------|-------|-------|
| SR120024827 | 1010 | 2700 | 24 | 80 | 10,7 W | 30,6V | 350mA |
| SR120040827 | 1010 | 2700 | 40 | 80 | 10,7 W | 30,6V | 350mA |
| SR120024830 | 1100 | 3000 | 24 | 80 | 10,7 W | 30,6V | 350mA |
| SR120040830 | 1100 | 3000 | 40 | 80 | 10,7 W | 30,6V | 350mA |
| SR120024840 | 1200 | 4000 | 24 | 80 | 10,7 W | 30,6V | 350mA |
| SR120040840 | 1200 | 4000 | 40 | 80 | 10,7 W | 30,6V | 350mA |
| SR140024827 | 1230 | 2700 | 24 | 80 | 12,8 W | 36,5V | 350mA |
| SR140040827 | 1230 | 2700 | 40 | 80 | 12,8 W | 36,5V | 350mA |
| SR140024830 | 1340 | 3000 | 24 | 80 | 12,8 W | 36,5V | 350mA |
| SR140040830 | 1340 | 3000 | 40 | 80 | 12,8 W | 36,5V | 350mA |
| SR140024840 | 1460 | 4000 | 24 | 80 | 12,8 W | 36,5V | 350mA |
| SR140040840 | 1460 | 4000 | 40 | 80 | 12,8 W | 36,5V | 350mA |
| CODE | LM | °K | BEAM ANG. | CRI | W | V | A |

driver compatible 9973020PH-350

válido para los modelos:

**8119, 8120, 8127, 8128,
8110, 8111, 8104, 8101**