



Sottile
6648 963



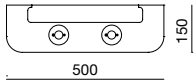
6648 963 203	3.500lm	19W	184lm/W	2.700°k
6648 963 205	5.700lm	33W	179lm/W	2.700°k
6648 963 303	3.500lm	19W	184lm/W	3.000°k
6648 963 305	5.700lm	33W	179lm/W	3.000°k
6648 963 403	3.500lm	19W	184lm/W	4.000°k
6648 963 405	5.700lm	33W	179lm/W	4.000°k
code	lm	module W	lm/W	°K

colores_colors

1

materiales_materials

aluminio inyectado
y acero
die cast aluminium
and steel





| Sottile
6648 963

INSTRUCCIONES_INSTRUCTION

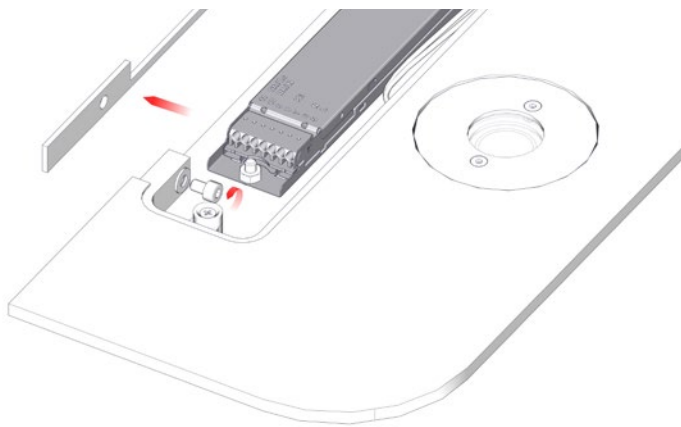


Cortar la corriente.

Switch the power off.

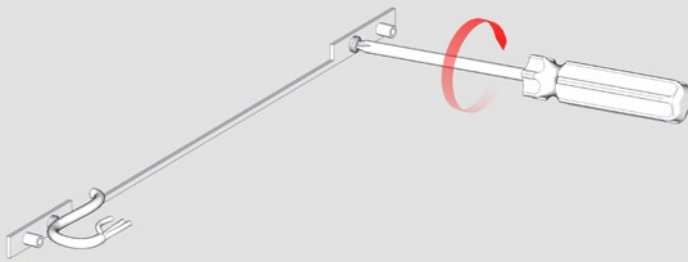
Retirar la tapa superior de la luminaria, fijada mediante imanes.

Remove the top cover of the luminaire, fixed by magnets.



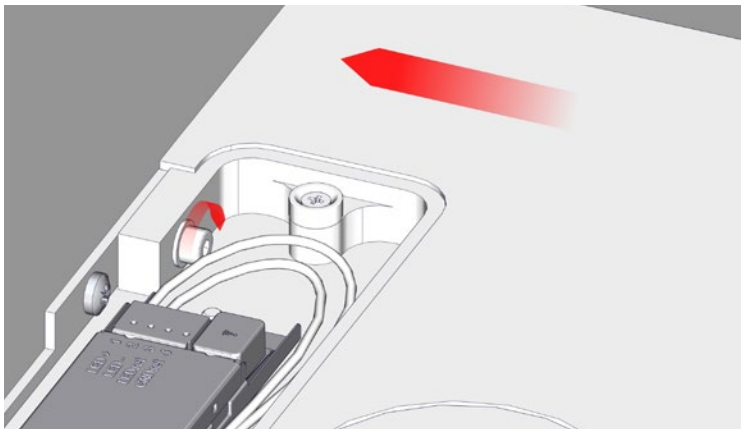
Separar la pletina de la luminaria quitando los tornillos con una llave Allen.

Separate the luminaire plate by removing the screws with an Allen key.



Fijar la pletina a la pared.

Fix the plate to the wall.

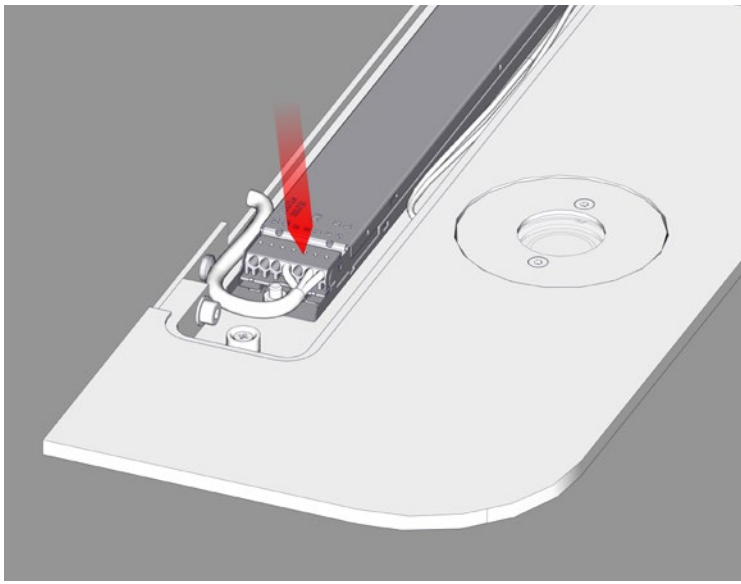


Fijar la luminaria a la pletina.

Fix the luminaire to the plate.

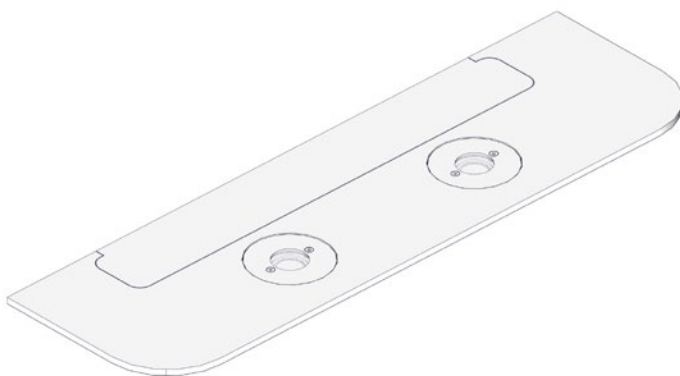


| Sottile
6648 963

INSTRUCCIONES_INSTRUCTION

Conectar el latiguillo al driver de la luminaria.

Connect the cables to the luminaire driver.



Reponer la tapa imantada, conectar la luz. La luminaria está lista.

Replace the magnetized cover. Switch the power on. The luminaire is ready.

